

VGOLD30E / VettaFi Gold Miners Screened Index

Index fact sheet as of April 30, 2026

VGOLD30E Facts

Ticker

Price Return: VGOLD30E
Total Return: VGLD30ET
Net Total Return: VGLD30EN

Index Launch

October 31, 2025

Base Value

1,000 on December 18, 2020

Index Currency

USD

Index Calculation

Every fifteen (15) seconds

Rebalancing Dates

Every 3rd Friday of March, June, September, December

Index Rules

Available at vettafi.com

Portfolio Characteristics

Number of Companies: 30

Company Size by Market Capitalization (millions):

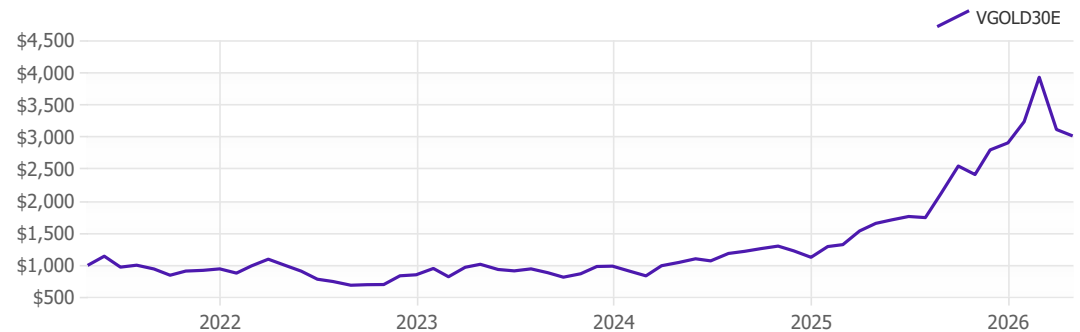
Average: \$23,943
Median: \$11,271
Largest: \$120,852
Smallest: \$1,632

Performance Data

3 Month: -6.8%
6 Month: 24.9%
YTD: 3.7%
1 Year: 82.3%
Annualized 3 Year: 43.5%
Annualized 5 Year: 24.7%
Standard Deviation: 35.1%
Sharpe Ratio: 0.73

The VettaFi Gold Miners Screened Index is designed to track the performance of the largest 30 gold mining and royalty companies including a position in The Royal Mint Responsibly Sourced Physical Gold ETC. Additionally, a negative screen is utilized to exclude companies with exposure to controversial and lethal weapons, thermal coal, and greater than 5% exposure to fossil fuels.

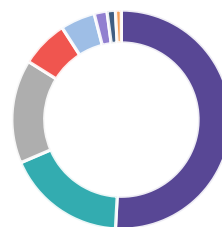
Performance of \$1,000 invested



Top Constituents

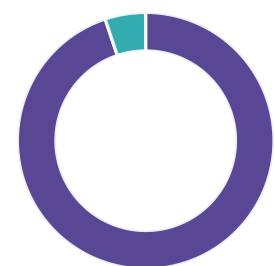
Company Name	Sector	Ticker	Index Weight
Newmont Corporation	Gold Miners	NEM	11.0%
Barrick Mining Corp.	Gold Miners	B	10.0%
Agnico Eagle Mines Ltd	Gold Miners	AEM	9.8%
Wheaton Precious Metals Corporation	Gold Miners	WPM	9.4%
Anglogold Ashanti PLC	Gold Miners	AU	7.7%
Gold Fields Ltd	Gold Miners	GFI	6.2%
Kinross Gold Corp.	Gold Miners	KGC	5.9%
TRM RESPONSIBLY SOURCED PHYSICAL GOLD ET	Gold Fund	RMAU LN	5.1%
Northern Star Resources Ltd.	Gold Miners	NST AU	3.4%
Royal Gold Inc.	Gold Miners	RGLD	3.2%
Total:			71.8%

Country Weightings



Canada	50.9%	United States	17.7%
South Africa	15.3%	Australia	7.0%
Ireland	5.1%	United Kingdom	1.9%
Mexico	1.2%	Peru	0.9%

Sector Weightings



Gold Miners	94.9%
Gold Fund	5.1%

VettaFi, a data, analytics, and thought leadership company, is transforming financial services from an industry to a community — one relationship at a time. In addition to providing interactive online tools and research, VettaFi offers asset managers an array of indexing and digital distribution solutions to innovate and scale their businesses. With billions in assets benchmarked to its indices — and more than 200 customers globally — asset managers look to VettaFi for benchmarks and best-in-class index solutions.

It is not possible to invest directly in an index. Index performance does not reflect the deduction of any fees or expenses. VettaFi does not sponsor, endorse, sell, or promote any investment product linked to or based on the VettaFi Gold Miners Screened Index. Performance is provided on a total-return basis. Correlation is based on monthly data over the trailing 60 month period. Percentage of positive months, standard deviation, value of \$1,000, and Sharpe ratio comparisons are based on monthly data over the trailing 60 month period. The VettaFi Gold Miners Screened Index is the exclusive property of VettaFi, which shall have no liability for any errors or omissions in calculating the Index.